























Table 18.3c. South Side of Room 69		
ID	Description	Image
1A	<p>Almost completely stripped (one triangle remains):</p> <ul style="list-style-type: none"> <li>Top right triangle-slate; element broken and missing top left and bottom corners</li> </ul>	
2A	<p>Partially stripped (three triangles and part of the central square remain):</p> <ul style="list-style-type: none"> <li>Top left triangle-sette bassi; broken at bottom corner</li> <li>Bottom left triangle-alabaster; element-7 pieces</li> <li>Top right triangle-giallo antico; element-3 pieces</li> <li>Central square-slate; broken in three places and missing at the top corner</li> </ul>	
3A	<p>Almost completely stripped (one triangle remains):</p> <ul style="list-style-type: none"> <li>Top left triangle-slate; broken</li> </ul>	
5A	<p>Partially stripped (two triangles and central square remain):</p> <ul style="list-style-type: none"> <li>Bottom left triangle-slate; broken and missing top half of element</li> <li>Bottom right triangle-slate; broken</li> <li>Central square-breccia coralline; broken and missing majority of element</li> </ul>	
6A	<p>Almost completely stripped (one triangle remains):</p> <ul style="list-style-type: none"> <li>Bottom left triangle-portasanta; top corner broken and missing</li> </ul>	





4B	<p>Almost completely stripped (two triangles remain):</p> <ul style="list-style-type: none"> <li>• Top right triangle-slate; broken and missing top corner</li> <li>• Bottom right triangle-slate; element-2 pieces: larger heavily worn</li> </ul>	
5B	<p>Complete:</p> <ul style="list-style-type: none"> <li>• Top left triangle-giallo antico; element-2 pieces: smaller one broken</li> <li>• Bottom left triangle-giallo antico; element-2 pieces: both fractured</li> <li>• Top right triangle-giallo antico; element-3 pieces: largest one fractured</li> <li>• Bottom right triangle-giallo antico; element-2 pieces: larger broken and missing bottom corner</li> <li>• Central square-slate; missing pieces of marble on top and bottom of right side</li> </ul>	
6B	<p>Complete:</p> <ul style="list-style-type: none"> <li>• Top left triangle-slate; broken and missing top edge</li> <li>• Bottom left triangle-slate; broken and missing top edge</li> <li>• Top right triangle-slate; broken and missing top corner and upper edge</li> <li>• Bottom right triangle-slate; element-2 pieces: possible repair?</li> <li>• Central square-portasanta; element-4 pieces: rightmost piece broken</li> </ul>	
7B	<p>Complete:</p> <ul style="list-style-type: none"> <li>• Top left triangle; element-2 different pieces: larger alabaster broken in 4 places; smaller bottom left corner patched with giallo antico</li> <li>• Bottom left triangle-portasanta; element-3 pieces: largest and bottom corner broken</li> <li>• Top right triangle-alabaster; element-2 pieces: both broken</li> <li>• Bottom right triangle-giallo antico; element-2 pieces: smaller broken</li> <li>• Central square-slate; element-4 pieces, all broken</li> </ul>	

4C	<p>Partially stripped (three triangles and central square remain):</p> <ul style="list-style-type: none"> <li>• Bottom left triangle-giallo antico; element-3 pieces</li> <li>• Top right triangle-giallo antico; small piece missing in top corner</li> <li>• Bottom right triangle-giallo antico; element-2 pieces: smaller broken at edges</li> <li>• Central square-slate; broken at bottom and missing a corner on the left side</li> </ul>	
5C	<p>Complete:</p> <ul style="list-style-type: none"> <li>• Top left triangle-slate; broken in bottom corner</li> <li>• Bottom left triangle-slate; element-2 pieces: larger heavily worn away</li> <li>• Top right triangle-slate; missing top right corner</li> <li>• Bottom right triangle-slate; element-2 pieces: larger broken and missing left corner</li> <li>• Central square-giallo antico; element-9 pieces cut to fit together, all but center piece broken</li> </ul>	
6C	<p>Complete:</p> <ul style="list-style-type: none"> <li>• Top left triangle-giallo antico; element-2 pieces: smaller broken</li> <li>• Bottom left triangle-giallo antico; broken</li> <li>• Top right triangle-giallo antico; fragmented, upper middle missing</li> <li>• Bottom right triangle-giallo antico; element-2 pieces: larger fractured, missing left corner, smaller fractured</li> <li>• Central square-slate; element-3 pieces: largest fragmented, smaller two broken</li> </ul>	
7C	<p>Complete:</p> <ul style="list-style-type: none"> <li>• Top left triangle-slate</li> <li>• Bottom left triangle-slate</li> <li>• Top right triangle-slate</li> <li>• Bottom right triangle-slate; broken</li> <li>• Central square; element-5 different pieces: largest, top, and thin strips on left and right side-giallo antico, all broken; small shape on left corner portasanta, broken</li> </ul>	












4D	Partly stripped (two full triangles, one partial triangle, and a partial central square remain): <ul style="list-style-type: none"> <li>• Top left triangle-slate; heavily worn, missing lower area</li> <li>• Bottom left triangle-slate</li> <li>• Bottom right triangle-broken</li> <li>• Central square-giallo antico; broken and missing about half the shape</li> </ul>	
5D	Complete: <ul style="list-style-type: none"> <li>• Top left triangle-giallo antico; element-3 pieces: largest broken, bottom triangle missing corner</li> <li>• Bottom left triangle-giallo antico; element-2 pieces: both broken</li> <li>• Top right triangle-giallo antico; element-2 pieces: both broken and missing corners</li> <li>• Bottom right triangle-giallo antico; broken and bottom half missing</li> <li>• Central square-slate; heavily worn and missing top portion</li> </ul>	
6D	Partially stripped (two triangles and central square remain): <ul style="list-style-type: none"> <li>• Top left triangle-slate; broken</li> <li>• Top right triangle-slate; broken and missing bottom corner</li> <li>• Central square-giallo antico; element-4 pieces: all broken and missing bottom portion</li> </ul>	
7D	Almost completely stripped (one triangle remains): <ul style="list-style-type: none"> <li>• Top left triangle-giallo antico; broken and missing bottom corner</li> </ul>	
3E	Almost completely stripped (one triangle remains): <ul style="list-style-type: none"> <li>• Bottom right triangle-slate; broken and missing top corner and bottom half</li> </ul>	

4E	<p>Complete:</p> <ul style="list-style-type: none"> <li>• Top left triangle-giallo antico; element-2 pieces: larger fractured, smaller broken</li> <li>• Bottom left triangle-giallo antico; element-3 pieces: all broken</li> <li>• Top right triangle-giallo antico; element-4 pieces: largest missing upper piece, other 3 broken</li> <li>• Bottom right triangle-giallo antico; broken and missing top and right corner</li> <li>• Central square-slate; element-3 piece: largest and topmost broken and worn</li> </ul>	
5E	<p>Partially stripped (two triangles and central square remain):</p> <ul style="list-style-type: none"> <li>• Top left triangle-slate; fractured and missing top portion and portion on left side</li> <li>• Bottom left triangle-slate; broken</li> <li>• Central square-giallo antico; element-2 pieces, broken and missing over 75% of the square</li> </ul>	
4F	<p>Complete:</p> <ul style="list-style-type: none"> <li>• Top left triangle-slate; worn and missing bottom corner</li> <li>• Bottom left triangle-slate; broken and missing left side</li> <li>• Top right triangle-slate; element-3 pieces: uppermost worn and missing right side</li> <li>• Bottom right triangle-slate; broken and missing right side</li> <li>• Central square-giallo antico; element-7 pieces: 4 of 7 pieces broken</li> </ul>	
4G	<p>Complete:</p> <ul style="list-style-type: none"> <li>• Top left triangle-giallo antico; broken and missing bottom corner</li> <li>• Bottom left triangle-giallo antico; element-2 pieces: larger missing top corner; smaller broken</li> <li>• Top right triangle-giallo antico; element-2 pieces: larger broken and missing right portion</li> <li>• Bottom right triangle-giallo antico; broken</li> <li>• Central square-slate; fractured and missing left corner and portion</li> </ul>	






4H	<p>Complete:</p> <ul style="list-style-type: none"> <li>• Top left triangle-slate; broken in bottom corner</li> <li>• Bottom left triangle-slate; broken</li> <li>• Top right triangle-slate; element-4 pieces</li> <li>• Bottom right triangle-slate; broken and missing bottom right corner</li> <li>• Central square-giallo antico; element – 7 pieces: largest pieces broken, right and left patches broken and missing marble, top patch broken</li> </ul>	
4I	<p>Complete:</p> <ul style="list-style-type: none"> <li>• Top left triangle-giallo antico; element-2 pieces: larger piece broken</li> <li>• Bottom left triangle-giallo antico; element-3 pieces: largest piece fractured, lower patch missing marble at bottom left corner</li> <li>• Top right triangle-giallo antico; element-2 pieces: both broken at corners, smaller missing marble</li> <li>• Bottom right triangle-giallo antico; broken and missing portion of the bottom left corner</li> <li>• Central square-slate; fractured and missing top corner</li> </ul>	
4J	<p>Complete:</p> <ul style="list-style-type: none"> <li>• Top left triangle-slate; element – 2 pieces: larger missing marble at top corner and heavily worn, smaller broken</li> <li>• Bottom left triangle-slate; broken in 4 places</li> <li>• Top right triangle-slate; broken in 3 places</li> <li>• Bottom right triangle-slate; element – 2 pieces</li> <li>• Central square-giallo antico; element - 3 pieces: largest piece fractured</li> </ul>	
5J	<p>Almost completely stripped (one triangle remains):</p> <ul style="list-style-type: none"> <li>• Bottom left triangle-giallo antico; fractured and missing top portion of triangle</li> </ul>	












4K	<p>Complete:</p> <ul style="list-style-type: none"> <li>• Top left triangle-giallo antico; element-3 pieces: all broken</li> <li>• Bottom left triangle-giallo antico; element-2 pieces: both broken</li> <li>• Top right triangle-giallo antico; element-2 pieces: larger piece fractured, smaller piece broken</li> <li>• Bottom right triangle-giallo antico; element-2 pieces: larger broken</li> <li>• Central square-slate; element-2 pieces: larger (top) broken, smaller (lower) fractured</li> </ul>	
5K	<p>Partially stripped (two triangles and central square remain):</p> <ul style="list-style-type: none"> <li>• Top left triangle-slate</li> <li>• Bottom left triangle-slate</li> <li>• Central square-giallo antico; fragmented and missing marble close to center</li> </ul>	
4L	<p>Complete:</p> <ul style="list-style-type: none"> <li>• Top left triangle-slate; element-2 pieces: larger broken and smaller heavily worn</li> <li>• Bottom left triangle-slate; broken</li> <li>• Top right triangle-slate; element-2 pieces: larger broken and missing marble on top side</li> <li>• Bottom right triangle-slate; element-3 pieces: larger broken and missing marble on bottom</li> <li>• Central square: element-5 different pieces: top corner cipollino, broken and other 4 pieces-giallo antico, all broken</li> </ul>	
5L	<p>Partially stripped (three triangles and central square remain):</p> <ul style="list-style-type: none"> <li>• Top left triangle-giallo antico; broken</li> <li>• Bottom left triangle-giallo antico; element-3 pieces: largest broken</li> <li>• Bottom right triangle-giallo antico; element-2 pieces: larger broken</li> <li>• Central square-slate; element-2 pieces: larger worn and broken</li> </ul>	

6L	<p>Almost entirely stripped (one triangle remains):</p> <ul style="list-style-type: none"> <li>Bottom left triangle-slate</li> </ul>	
4M	<p>Complete:</p> <ul style="list-style-type: none"> <li>Top left triangle-giallo antico; fractured and missing marble at bottom corner</li> <li>Bottom left triangle-giallo antico; element-2 pieces: larger broken</li> <li>Top right triangle-giallo antico; fractured</li> <li>Bottom right triangle-giallo antico; element- 5 pieces</li> <li>Central square-slate; worn</li> </ul>	
5M	<p>Complete:</p> <ul style="list-style-type: none"> <li>Top left-slate; broken and missing bottom left corner</li> <li>Bottom left triangle-slate; broken</li> <li>Top right triangle-slate; broken</li> <li>Bottom right triangle-slate; broken</li> <li>Central square-giallo antico; element-2 pieces: both broken</li> </ul>	
6M	<p>Complete:</p> <ul style="list-style-type: none"> <li>Top left triangle-giallo antico; element-2 pieces: both broken</li> <li>Bottom left triangle-giallo antico: element-3 pieces: largest and middle piece both broken</li> <li>Top right triangle-giallo antico; element-2 pieces: larger broken at bottom corner</li> <li>Bottom right triangle-giallo antico; element-2 pieces: larger broken</li> <li>Central square-slate; broken</li> </ul>	
7M	<p>Partially stripped (two triangle and central square remain):</p> <ul style="list-style-type: none"> <li>Top left triangle-slate</li> <li>Bottom left triangle-slate; broken and worn</li> <li>Central square-giallo antico; broken and missing about 25% of square</li> </ul>	



4N	<p>Complete:</p> <ul style="list-style-type: none"> <li>• Top left triangle-slate; broken and worn</li> <li>• Bottom left triangle-slate; missing top and bottom left corner</li> <li>• Top right triangle-slate; element-2 pieces: both broken</li> <li>• Bottom right triangle-slate; element-2 pieces: larger broken</li> <li>• Central square-giallo antico; fractured and broken</li> </ul>	
5N	<p>Complete:</p> <ul style="list-style-type: none"> <li>• Top left triangle-giallo antico; element-2 pieces: larger broken</li> <li>• Bottom left triangle-giallo antico; element-3 pieces</li> <li>• Top right triangle-giallo antico; element-2 pieces: larger broken</li> <li>• Bottom right triangle-giallo antico; element-2 pieces: larger broken</li> <li>• Central square-slate; broken and missing marble on left corner</li> </ul>	
6N	<p>Partially stripped (three triangles and central square remain):</p> <ul style="list-style-type: none"> <li>• Top left triangle-slate; heavily worn</li> <li>• Bottom left triangle-slate; heavily worn</li> <li>• Top right triangle-slate; element-2 pieces: larger worn and missing marble at bottom</li> <li>• Central square-giallo antico; broken</li> </ul>	
7N	<p>Almost complete stripped (one triangle remains):</p> <ul style="list-style-type: none"> <li>• Top left triangle-giallo antico; fractured and missing marble on bottom and right corner</li> </ul>	
4O	<p>Complete:</p> <ul style="list-style-type: none"> <li>• Top left triangle-giallo antico; element-2 pieces: both broken</li> <li>• Bottom left triangle-giallo antico; element-2 pieces: larger fractured</li> <li>• Top right triangle-giallo antico; element-3 pieces: largest broken, top missing bottom corner</li> <li>• Bottom right triangle-giallo antico; element-2 pieces</li> </ul>	

	<ul style="list-style-type: none"> <li>Central square-slate; worn and top corner chipped</li> </ul>	
5O	<p>Complete:</p> <ul style="list-style-type: none"> <li>Top left triangle-slate; broken</li> <li>Bottom left triangle-slate</li> <li>Top right triangle-slate</li> <li>Bottom right triangle-slate; missing piece at point of triangle</li> <li>Central square-giallo antico; element-4 pieces: larger fractured, left piece broken and right piece missing small corner</li> </ul>	
6O	<p>Almost complete stripped (one triangle remains):</p> <ul style="list-style-type: none"> <li>Top left triangle-giallo antico; missing bottom and right corner portion of element</li> </ul>	
4P	<p>Almost completely stripped (two triangles remain):</p> <ul style="list-style-type: none"> <li>Top left triangle-slate; broken</li> <li>Top right triangle-slate; broken</li> </ul>	
5P	<p>Almost completely stripped (one triangle remains).</p> <ul style="list-style-type: none"> <li>Top left triangle-giallo antico; element-2 pieces: larger missing bottom corner, smaller broken</li> </ul>	
4Q	<p>Almost completely stripped (one triangle remains):</p> <ul style="list-style-type: none"> <li>Bottom left triangle-slate; missing majority of element</li> </ul>	

4R	<p>Almost completely stripped remains:</p> <ul style="list-style-type: none"> <li>• Top left triangle-giallo antico, broken and missing left half of element</li> <li>• Bottom left triangle-giallo antico; element-2 pieces: larger broken, smaller worn and chipped</li> <li>• Central square-slate; element-2 pieces: larger broken left corner</li> </ul>	
4S	<p>Complete:</p> <ul style="list-style-type: none"> <li>• Top left triangle-slate; element-2 pieces: larger broken</li> <li>• Bottom left triangle-slate; broken, heavily worn, and missing top corner</li> <li>• Top right triangle-slate, broken</li> <li>• Bottom right triangle-slate; broken and worn on right top corner</li> <li>• Central square-giallo antico; element-5 pieces: all broken</li> </ul>	
4T	<p>Almost completely stripped (two triangles remain):</p> <ul style="list-style-type: none"> <li>• Top left triangle-giallo antico; element-2 pieces: left piece missing bottom corner and right piece broken</li> <li>• Top right triangle-giallo antico; fractured</li> </ul>	
5T	<p>Almost completely stripped (one triangle and square remain):</p> <ul style="list-style-type: none"> <li>• Top left triangle-slate; broken</li> <li>• Central square-giallo antico; broken and missing the majority of the element</li> </ul>	
1T	<p>Almost entirely stripped (one triangle remains):</p> <ul style="list-style-type: none"> <li>• Bottom left triangle, slate, fragmented</li> </ul>	

### Vocabulary Reference:

- Element – opus sectile shape regardless of amount of marble creating it
- Broken – single piece of marble is cracked or fragmented
- Fractured – cracked out from a single point outward
- Almost completely stripped – pattern that has 1 or 2 elements remaining
- Partially stripped – pattern that has 3 or 4 elements remaining
- Complete – pattern that has all five elements



- Majoring (missing) – 75% or more of the element missing
- Half (missing) – about 50% of the element missing
- Worn – signs of wear on the surface of the marble but little weathering on the surface
- Heavily Worn – highly weathered and discoloured
- Chipped – marble exists but surface is gouged and missing depth